



This PDF is generated from authoritative online content, and is provided for convenience only. This PDF cannot be used for legal purposes. For authoritative understanding of what is and is not supported, always use the online content. To copy code samples, always use the online content.

Workbench User's Guide

AD Configuration

5/1/2025

Contents

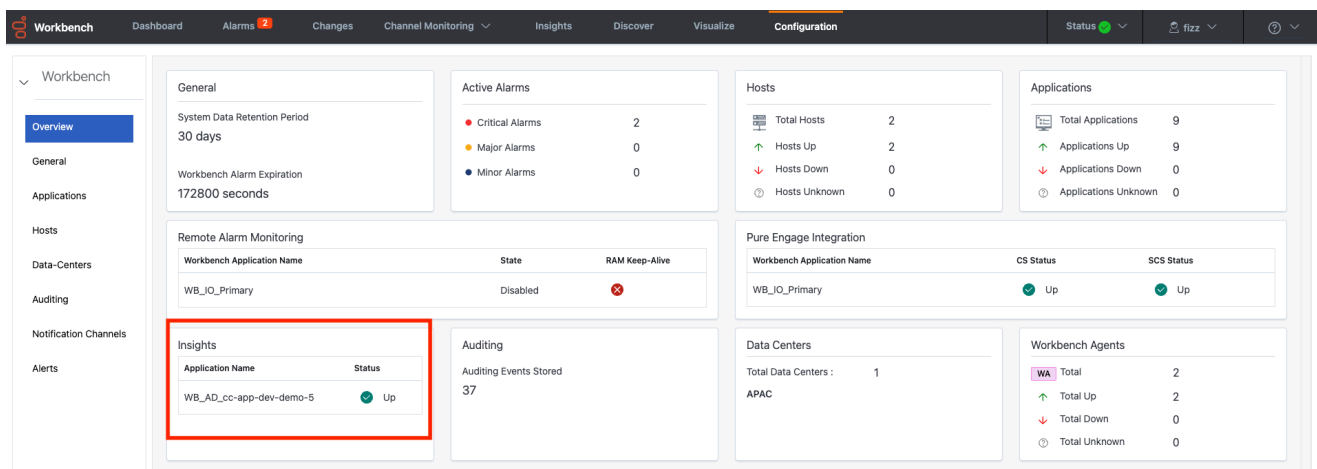
- 1 AD Configuration
 - 1.1 Configuration / Overview
 - 1.2 Configuration / Applications
 - 1.3 Configuration / Hosts

AD Configuration

The Workbench Configuration Console enables the user to manage AD component(s) configurations and view their respective status.

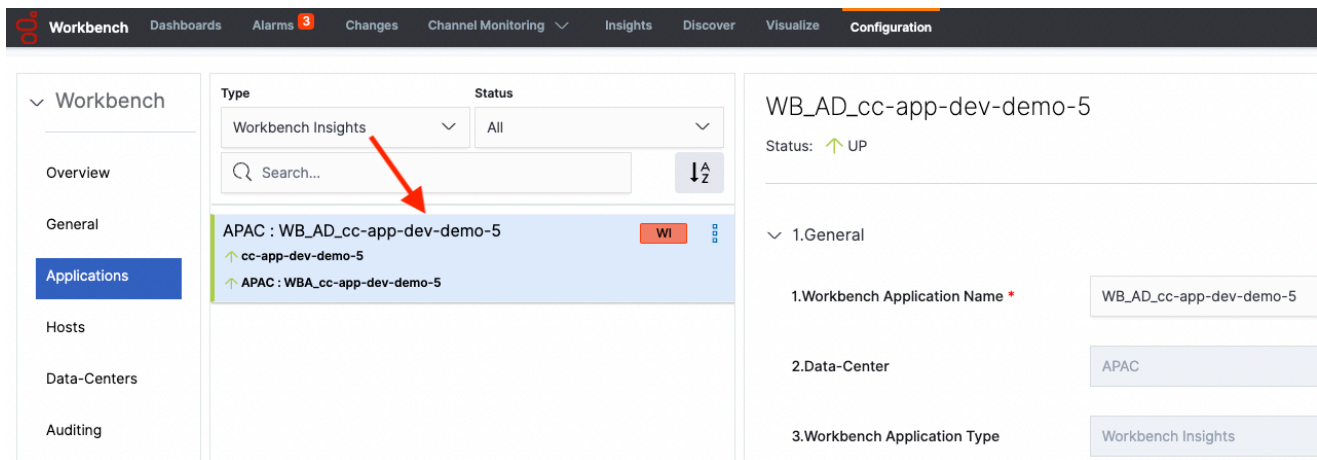
Configuration / Overview

The "Configuration / Overview" submenu section has an additional **Insights** based Visualization to view all installed AD Insight application statuses.



Configuration / Applications

An additional "Workbench Insights" filter has been added to Applications to filter based on AD Insight applications.



The screenshot shows the Workbench Configuration page. The left sidebar has a 'Workbench' section with 'Applications' selected. The main area has a 'Type' dropdown set to 'Workbench Insights' and a 'Status' dropdown set to 'All'. A search bar is present. Below the search bar, a list of applications is shown, with 'WB_AD_cc-app-dev-demo-5' selected. A red arrow points to the 'WI' badge next to the application name. The right panel shows the configuration details for 'WB_AD_cc-app-dev-demo-5', including 'Status: UP', '1.General' section, and fields for '1.Workbench Application Name', '2.Data-Center', and '3.Workbench Application Type'.

Note: The  badge indicates the Workbench Insights Application Type.

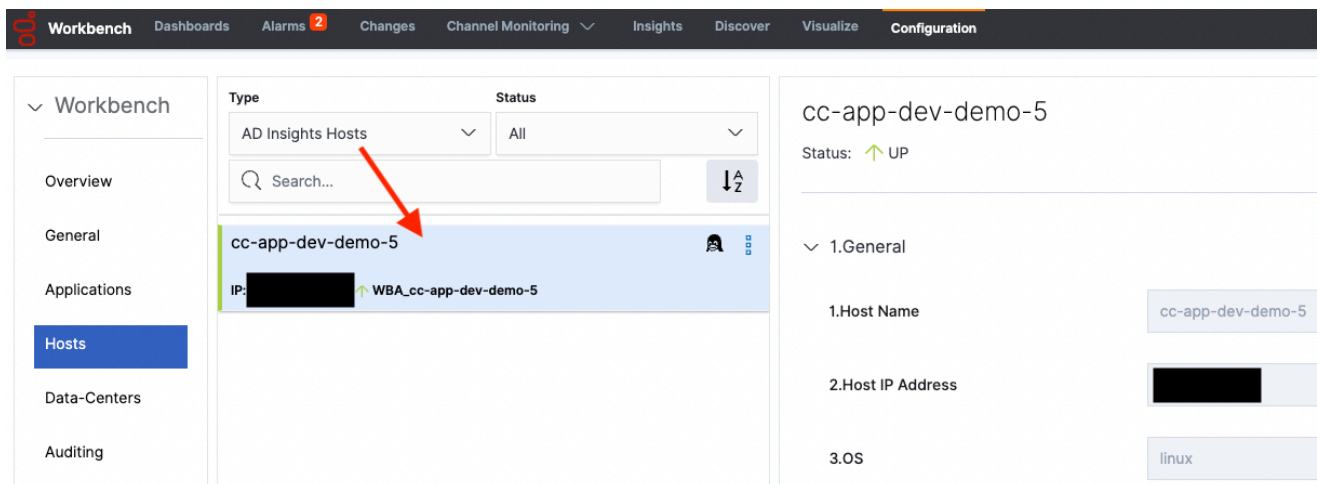
Important

- For more information about each configuration option details, please review the [AD Settings](#) section

Configuration / Hosts

Post installing the AD feature, the **Configuration / Hosts** section will now display AD Host(s) where AD applications are installed

An "AD Insights Hosts" filter has been added to the Type dropdown to filter by AD Hosts only.



The screenshot shows the Workbench Configuration page. The left sidebar has a 'Workbench' section with 'Hosts' selected. The main area has a 'Type' dropdown set to 'AD Insights Hosts' and a 'Status' dropdown set to 'All'. A search bar is present. Below the search bar, a list of hosts is shown, with 'cc-app-dev-demo-5' selected. A red arrow points to the application name. The right panel shows the configuration details for 'cc-app-dev-demo-5', including 'Status: UP', '1.General' section, and fields for '1.Host Name', '2.Host IP Address', and '3.OS'.

Important

- For details on Workbench configuration, please review the [Workbench Configuration](#) section.