
















This PDF is generated from authoritative online content, and is provided for convenience only. This PDF cannot be used for legal purposes. For authoritative understanding of what is and is not supported, always use the online content. To copy code samples, always use the online content.

SIP Voicemail User Guide

Welcome

Welcome

SIP Voicemail User Guide

<p>Quick Reference for Desktop Phones</p> <p>Use this list for quick access to common features and functions.</p> <ul style="list-style-type: none"> To connect from your desktop phone To connect from a remote phone Managing Your Mailbox While listening to your messages Telephone Access Flowchart	<p>Accessing Your Voicemail Account</p> <p>Use this list to learn about the different ways you can access your voicemail account.</p> <ul style="list-style-type: none"> Accessing Your Voicemail with a Local Desktop Telephone Accessing Your Voicemail with a Remote Telephone Accessing Your Voicemail in a Web Browser Listening to Your Voicemail First Time User Setup (Enrollment)
<p>Managing Your Mailbox</p> <p>Use this list to access procedures for setting personal options and greetings.</p> <ul style="list-style-type: none"> Changing Your Personal Options Managing Your Mailbox Greetings	<p>Using the Genesys SIP Voicemail Web Page</p> <p>Click here for information about using the web interface.</p> <ul style="list-style-type: none"> Genesys SIP Voicemail Main Web Page