



This PDF is generated from authoritative online content, and is provided for convenience only. This PDF cannot be used for legal purposes. For authoritative understanding of what is and is not supported, always use the online content. To copy code samples, always use the online content.

SIP Feature Server Deployment Guide

Architecture

Architecture

Contents

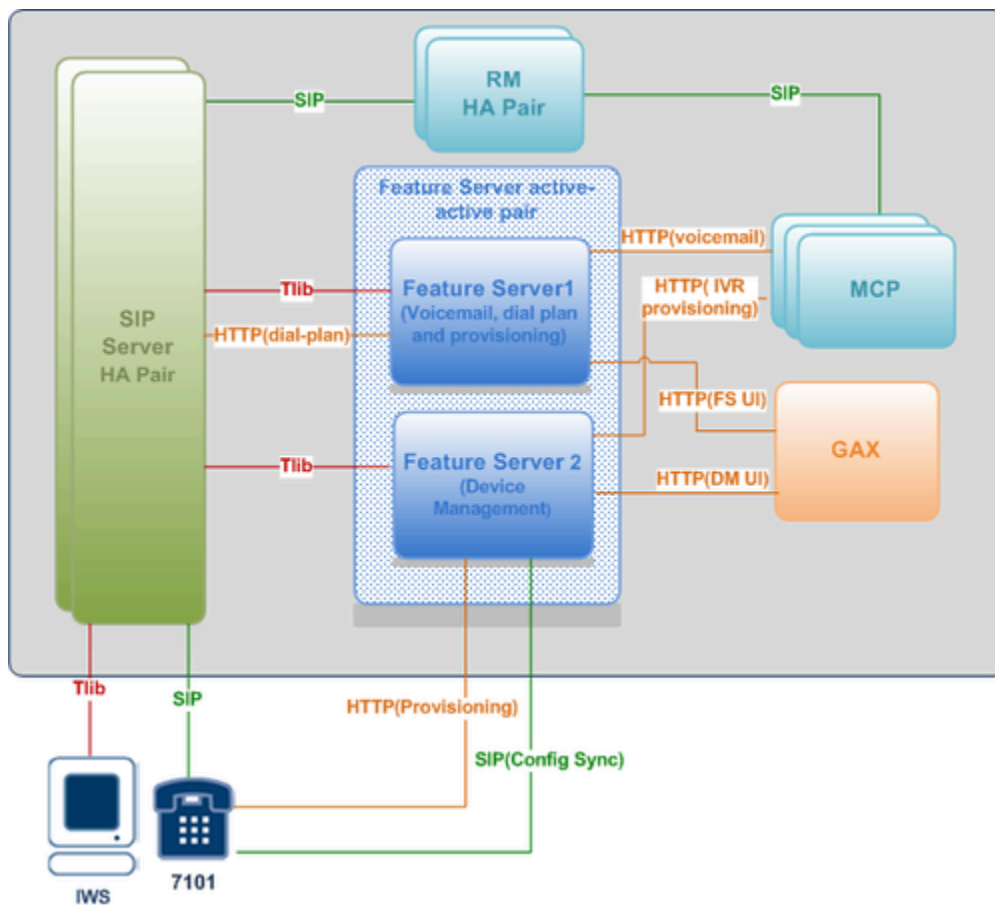
- **1 Architecture**
 - 1.1 Deployment options
 - 1.2 Provisioning and dial plan setup
 - 1.3 Voicemail
 - 1.4 Device management
 - 1.5 Data management

SIP Feature Server provides a scalable, load-balanced architecture that enables you to add Feature Server instances as your needs expand. A Cassandra-based data cluster maintains data consistency and performance across all instances.

Deployment options

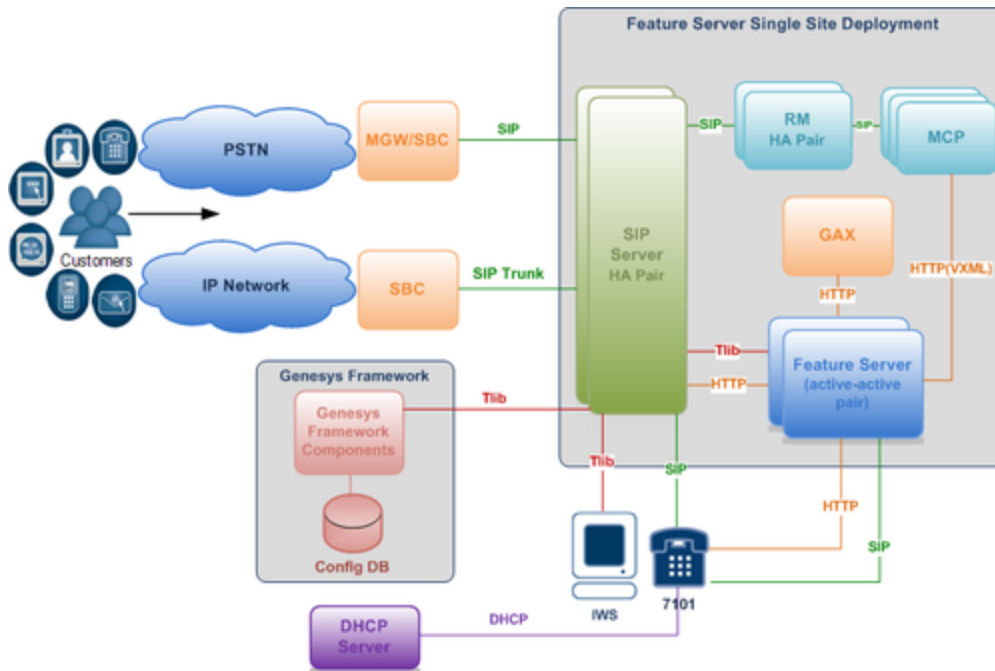
Standard Feature Server deployment includes a High Availability (HA) installation with a SIP Server pair and at least two Feature Servers, one primarily dedicated to voicemail, dial plan, and provisioning, and the other to device management. Multi-site (multi-switch) deployments replicate that basic structure for each switch. Business Continuity adds a further layer of reliability.

You can use [these sample deployments](#) as a model for your chosen deployment option.



Core Feature Server architecture

Single-site deployment

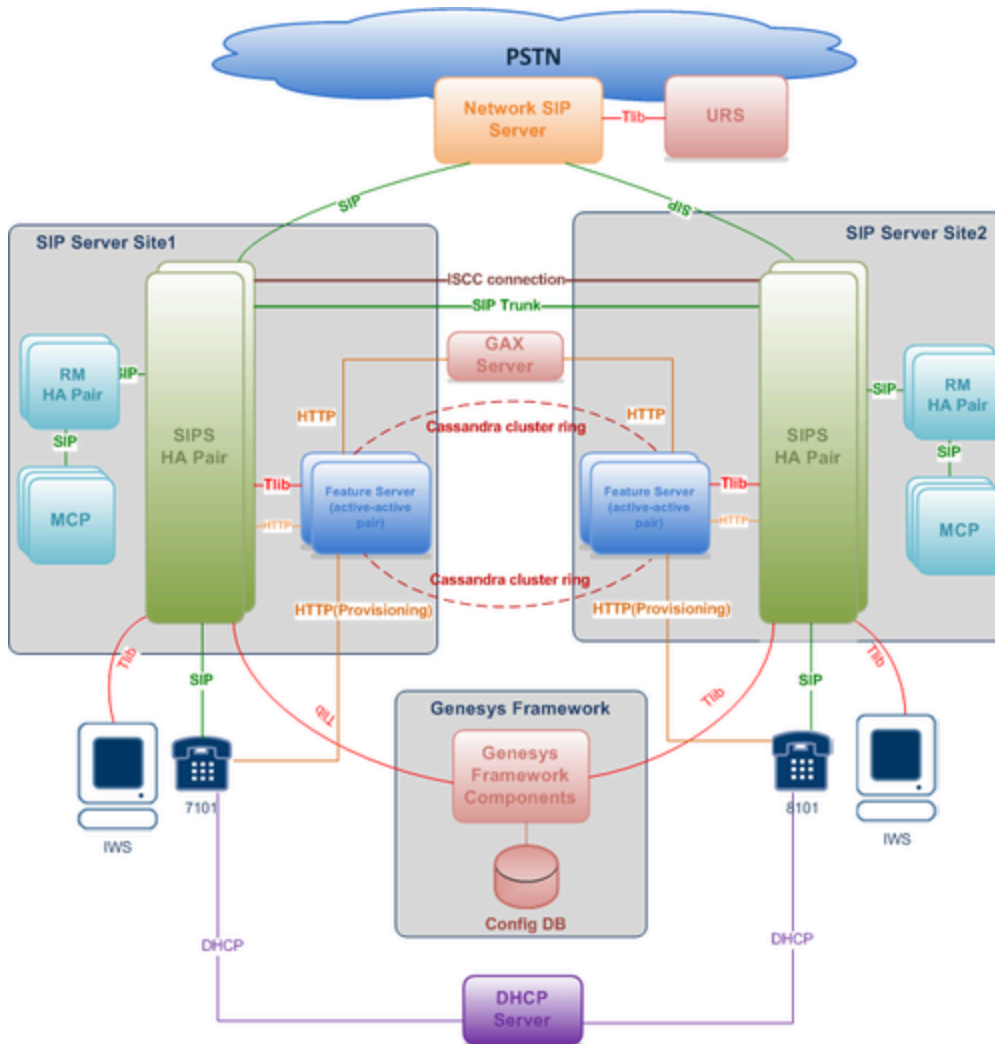


Standard single-site Feature Server architecture

Each Feature Server connects to only one SIP Server, but all Feature Servers use a common Cassandra cluster that sites can share, enabling any user to access voicemail from any site. Further, because all the Feature Server nodes share the same Cassandra database, if one Feature Server is down, the other Feature Servers can operate without loss of functionality.

To learn more about SIP Server HA deployment, see [SIP Server 8.1 High-Availability Deployment Guide](#).

Multi-site deployment



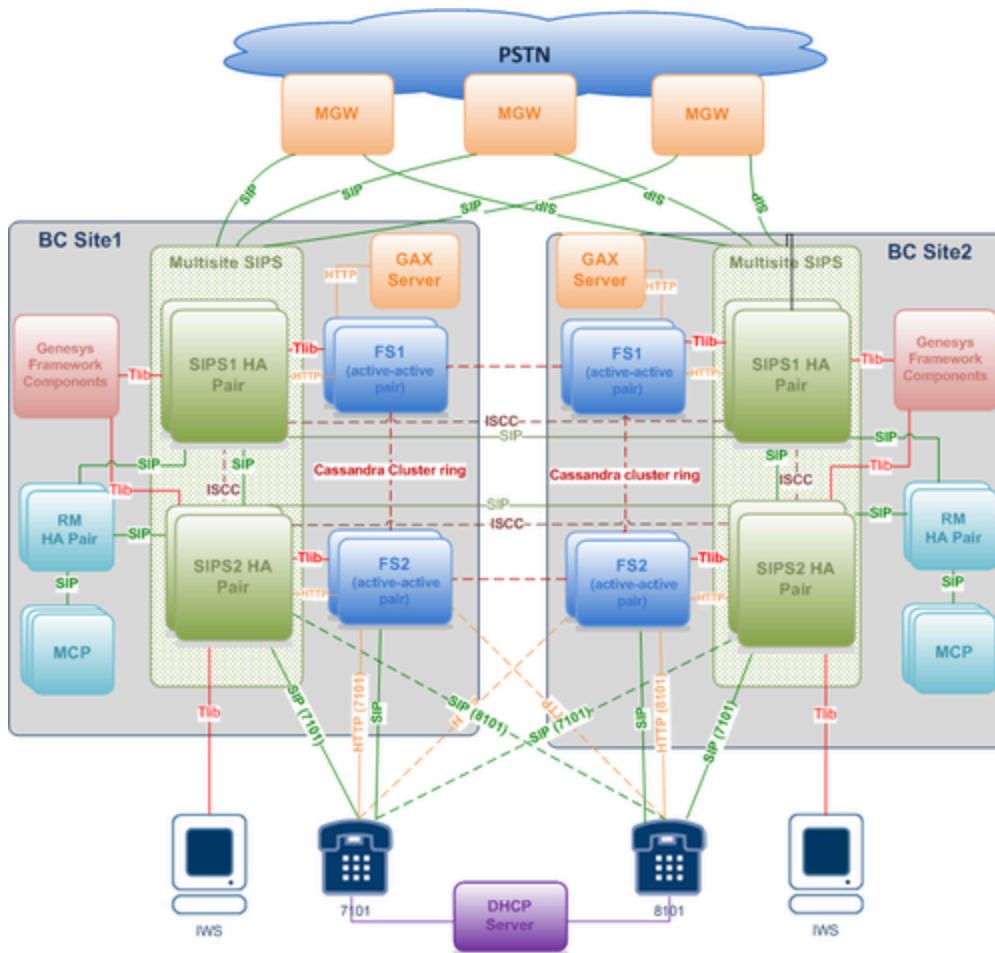
Standard multi-site Feature Server architecture

You can deploy SIP Feature Server across multiple data centers, in an active-active configuration. Feature configuration is the same for both multi-site and single-site deployments.

You can install Feature Server in a multi-tenant framework, but each Feature Server deployment can service only a single Tenant.

Business Continuity deployment

Business Continuity provides the ability for a group of agents to continue offering critical business functions to customers in the event of a loss of all Genesys components running at a particular site. Specifically, phones can connect and be administered on either site when the other is inoperable.



Feature Server Business Continuity architecture

Important

Business Continuity deployments do not support IVR provisioning.

Feature Server Business Continuity deployment begins with a **SIP Server Business Continuity deployment**, then adds the standard Feature Server multisite deployment. Each site acts as the backup for the other.

Business Continuity deployment requires you to create at least one device profile for each site. You then specify **Business Continuity settings** for each profile.

Provisioning and dial plan setup

Initial program configuration occurs primarily in Genesys Administrator (GA). You can create users, DN, and mailboxes only in GA. To set up your dial plan, a highly configurable set of call disposition

patterns, you can select either of two methods:

- the Feature Server plug-in for Genesys Administrator Extension (GAX)
- the existing SIP Server methodology, using GA

Administrators can also use the Feature Server GAX plug-in to provision users, devices, voicemail, and call settings.

Important

A Feature Server's dial plan URL must be configured only on a VOIP Service DN that was created on the Switch controlled by the SIP Server that is connected to that particular Feature Server. Step 2 in [Configure SIP Server for Feature Server](#) describes creating the VOIP Service DN.

Voicemail

SIP Feature Server combines with Genesys Voice Platform (GVP) and SIP Server to handle voicemail tasks.

The Feature Server GAX plug-in and the Telephone User Interface (TUI) enable users to specify mailbox settings and manage their voicemail.

Important

A single Feature Server GAX Plugin cannot serve multiple tenants.

Device management

The Device Management GAX Plug-in provides an administrative interface for provisioning and management of SIP phones, including extension assignment, standard and custom configuration, firmware updates, and IVR provisioning. Feature Server supports phones behind SBCs and firewalls.

Data management

Important

Beginning with SIP Feature Server version 8.1.203.XX, the **Embedded Cassandra cluster** mode is being deprecated and the feature will be completely removed in future versions.

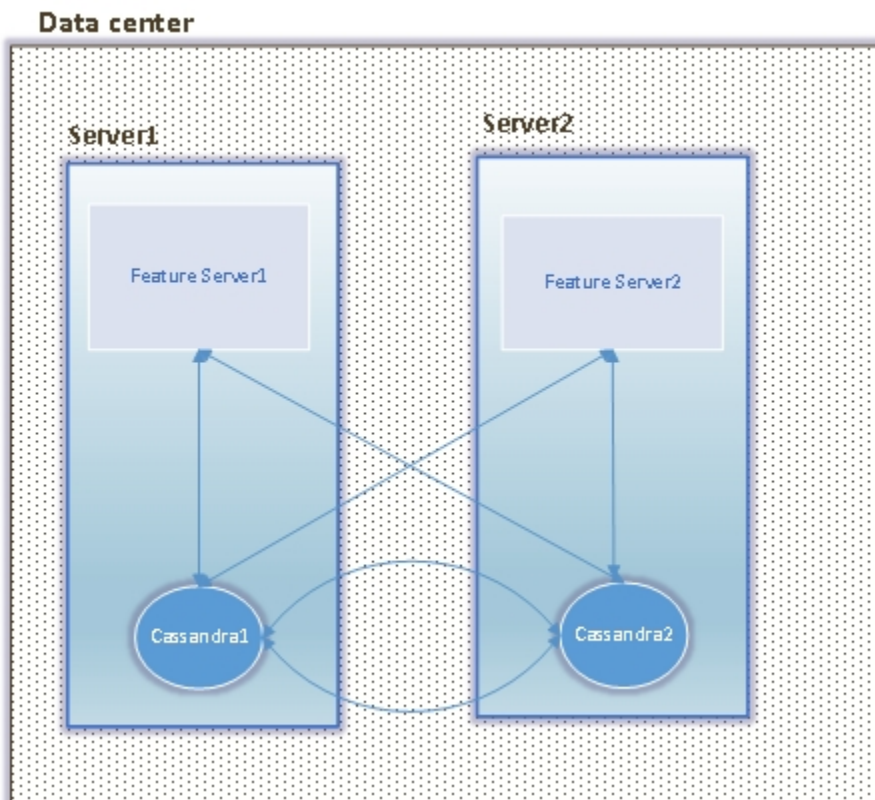
SIP Feature Server uses **Apache Cassandra** data clusters to replicate data across the environment, achieving scalability and high availability. Feature server supports the Co-located/External Cassandra cluster mode.

In co-located/external Cassandra cluster:

1. Cassandra must be installed and configured separately.
2. SIP Feature Server supports Cassandra version 2.2.8 or higher.
3. SIP Feature Server does not control Cassandra monitoring tasks such as start, restart, or stop. This control is performed separately.
4. SIP Feature Server supports secure connection with Cassandra.

Co-located Cassandra cluster

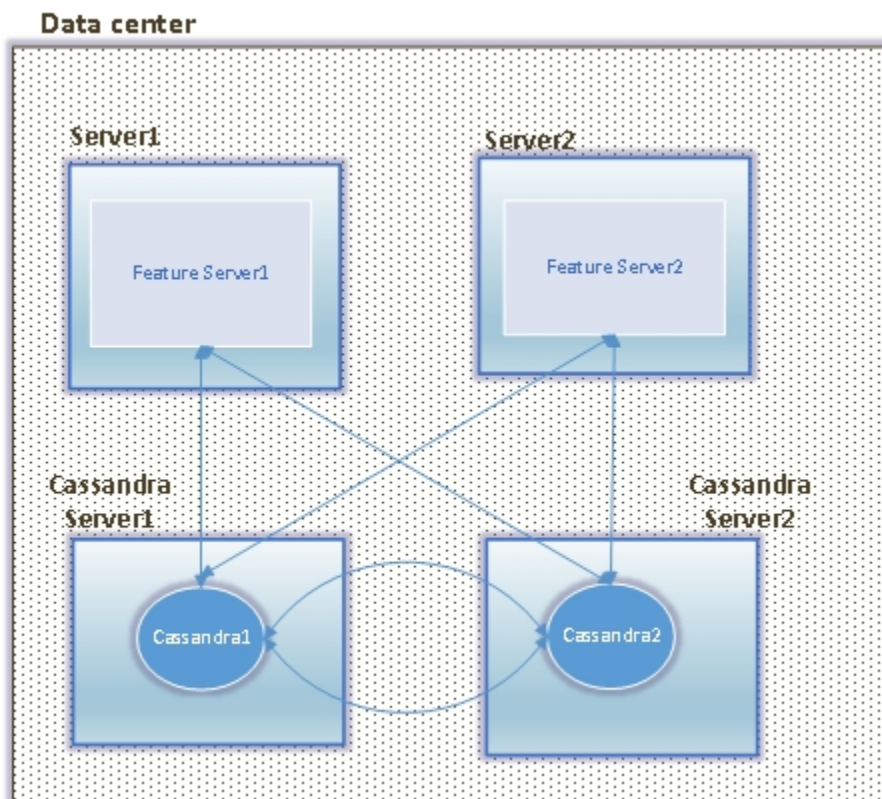
In the Co-located Cassandra cluster mode, Cassandra is deployed separately but in the same host where SIP Feature Server is deployed.



SIP Feature Server with co-located Cassandra cluster

External Cassandra cluster

In the External Cassandra cluster mode, Cassandra is deployed separately and in a different host.



SIP Feature Server with external Cassandra cluster

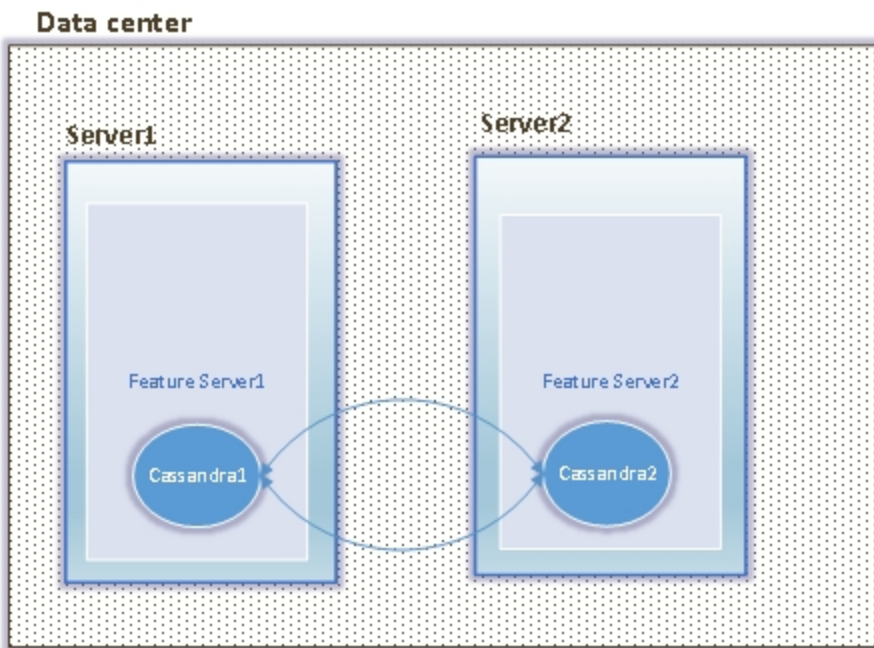
Legacy Cassandra Cluster Deployments

Legacy Cassandra cluster deployments include Embedded Cassandra cluster which is being deprecated and it will not be supported in future versions. If your deployment model involves embedded Cassandra cluster, Genesys recommends to migrate your data with other Cassandra cluster deployments such as Co-located or External Cassandra clusters.

In the Embedded Cassandra cluster deployment:

1. SIP Feature Server uses its own embedded Cassandra and Cassandra is not required to be installed separately.
2. Cassandra starts when SIP Feature Server is started.
3. SIP Feature Server supports Cassandra monitoring and maintenance.

The SIP Feature Server installer deploys the embedded Cassandra cluster.



SIP Feature Server with embedded Cassandra cluster