



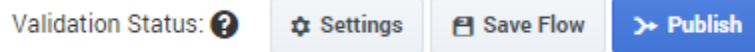
This PDF is generated from authoritative online content, and is provided for convenience only. This PDF cannot be used for legal purposes. For authoritative understanding of what is and is not supported, always use the online content. To copy code samples, always use the online content.

# Genesys Designer Help

Saving and Publishing Your Application

# Saving and Publishing Your Application

It is a good idea to manually save your work often, especially after you have made important changes. If you forget to save, Designer periodically saves a temporary backup of your work.



Click **Save Flow** to save your application. This action saves your work and performs some validation checks on your application. If no problems are found, a green check mark appears beside the **Validation Status** field. Otherwise, if problems are found, a warning icon appears beside the **Validation Status** field. You can click the warning icon to display the list of warnings.

When you are ready to test and deploy your application, click **Publish**. Designer performs another validation test on your application and, if no errors are found, it generates the code that will run on Genesys platforms.

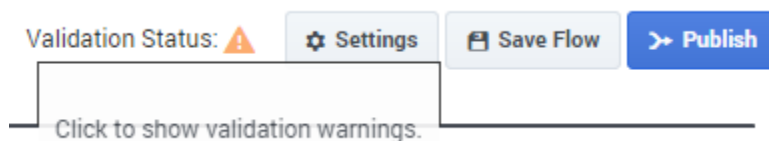
## Important

Designer saves your latest edits if you are logged out due to inactivity. After you log in again and open the application, Designer displays a prompt to indicate it has found a local backup of your application, along with a comparison of timestamps between this local backup version and the version that is saved on the server. In this prompt, you can click one of the following buttons:

- **Last Manual Save**—Designer discards the local backup and opens the server version of the application. The discarded backup version cannot be recovered again.
- **Recover Backup**—Designer recovers the local backup version. You can then choose to click **Save Flow** to save your changes to the server.


## Validation Issues

If errors are found in your application, you can click the red exclamation icon beside the **Validation Status** field to display the **Validation Issues** list.






The **Validation Issues** list displays warnings in yellow and errors in red. Code generation can complete if warnings are present, but fails if errors exist.

Click a warning or error to return to the block containing the issue and address the problem.


Validation Status:  [Settings](#) [Save Flow](#) [Publish](#)

---


ation and initialize them.  
results to variables in this

	Delete
	
	
	


### Validation Issues

**Assign - Initialization** 


No assignments nor sort functions are defined in this block

**Main - Service** 

Prompts: Prompts should not be empty

**Service - Battery** 

Prompts: Prompts should not be empty

**Service - Electronic** 

Prompts: Prompts should not be empty